

Hello and welcome to the August newsletter

SE RPS members online exhibition

You still have time to enter our exclusive Online Exhibition for all RPS SE members. If you any difficulties entering, please contact me. I get an update of all SE members only once per month, so if you have just joined you may not be on the database.

The rules are simple:

1. Use the link supplied to enter up to 3 images - www.rps-dig.org
2. Images must have been taken since January 2020,
3. The subject matter is completely open
4. The maximum size on any side of your image is 2000 pixels
5. The maximum size of any image should equal to or less than 5mb
6. Images should be submitted before August 14th, 2021

The images will be curated by the well-known judge who lives away from the SE, so should not be aware of your images.

Depending on the size of the entry, we guarantee that at least one of your images will appear in the exhibition.

When you upload or change your images, the upload web site will send you an email confirming what you have done. To stop this email going to SPAM, please add southeast@rps.org to your contacts list.

Timescales

Date	
14/8/21	Closing date for upload
29/8/21	Images curated and uploaded to exhibition
30/8/21	Link sent to all participants for viewing
19/9/21	Online AGM, with comments on images including best in exhibition, highly commended and commended
22/10/21	Exhibition closes

Online AGM

We are going ahead with our AGM online this year.

The AGM is expected to last around 2 hours with an outline agenda as follows:

1. Welcome and apologies
2. Election or approval of officers*
3. Finance report
4. Regional Officer report
5. AOB
6. A photographic talk – more details in the next newsletter
7. Andrew Page, founder and CEO of the Positive View Foundation
8. Comments on the online exhibition

*If you are willing to stand for election to the committee, please let me know as we have plenty of room!

Other events

As I mentioned last month Celia Henderson and Roger Crocombe are running a number of short, we call them **ByteSize**, workshops between October and Xmas this year. These are designed to keep you going in between Celia's other, longer courses and keep your photoshop skills up!

ByteSize1: Photoshop Libraries	Celia Henderson	05/10/2021	2*workshops 90 mins
ByteSize2: Learn to Love your Tablet	Celia and Roger Crocombe	19/10/2021	1*workshop 75 mins
ByteSize3: Photoshop Selections	Celia Henderson	09/11/2021	2*workshops 90 mins
ByteSize4: Photoshop Templates and Layouts	Celia Henderson	30/11/2021	2*workshops 90 mins
ByteSize5: Photoshop Gradients	Celia Henderson	07/12/2021	2*workshops 90 mins
ByteSize6: Photoshop Filters	Celia Henderson	14/12/2021	2*workshops 90 mins
Making your own Xmas Cards	Roger Crocombe	10/11/2021	2*workshops 90 mins

All these workshops, except the Tablet one, are 2*90 minutes.

All these events are on the website, but will not be bookable until mid-August.

Thank you all for your support

John Gough, RO SE Region

southeast@rps.org

Combined RPS SE & DIG SE event programme - August 1st 2021 (Status of event correct as of July 28th)



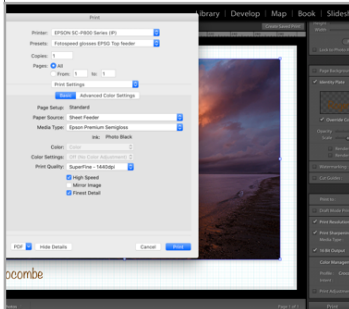
Online exhibition

First date of event is 14/07/2021

Total number of workshops: 1

[Click for access on RPS website \(places\)](#)

You are invited to send up to 3 images and at least 1 of these will be shown in a virtual online exhibition. The exhibition is free of charge and the closing date is 14/08/21




Printing with Adobe Lightroom Classic series with Roger Crocombe, series 2

First date of event is 29/08/2021

Total number of workshops: 6

[Click for access on RPS website \(sold out\)](#)

Roger Crocombe will take you through the stages required to produce good quality prints in Lightroom Classic.




Flowers and Photoshop for the Creative Photographer series 6/part 1

First date of event is 05/09/2021

Total number of workshops: 9

[Click for access on RPS website \(sold out\)](#)

Using prepared examples and "Recipe Cards", Celia Henderson, LRPS, a flower photography fanatic and distance teaching specialist, has adapted her face to face workshops to work in a Zoom based distance teaching environment. Following 5 successful courses, this is the 6th series of this course. Each course has 3 separate parts, comprising of 9 individual workshops. Each part builds on the previous. It is strongly recommended you start with part 1 and progress to part 2 and then 3. There is another series, 7, being planned if you have missed out on this series, 6.



More Brushes, Patterns and Textures in Photoshop (Level 2) with Celia Henderson, series 2

First date of event is 09/09/2021

Total number of workshops: 6

[Click for access on RPS website \(sold out\)](#)

This 6 workshop course by Celia looks in depth how to incorporate the use of brushes, textures and patterns into your images. There will be a project set by Celia which will be discussed at the final workshop date.



Presenting your Work 2 with Joe Houghton

First date of event is 17/09/2021

Total number of workshops: 3

[Click for access on RPS website \(places\)](#)

Another chance to develop your skills creating panels with this highly-rated 3-session workshop! No previous experience necessary.

Combined RPS SE & DIG SE event programme - August 1st 2021 (Status of event correct as of July 28th)



Online AGM

First date of event is 19/09/2021

Total number of workshops: 1

[Click for access on RPS website \(places\)](#)

An online AGM is planned, where the normal business will be followed by a talk by a renowned photographer, a short talk from a speaker outside of the RPS on how the RPS has helped disadvantaged people, and lastly comments on the online photographic exhibition images. The AGM, is of course, free.




ByteSize1: Photoshop Libraries

First date of event is 05/10/2021

Total number of workshops: 2

[Click for access on RPS website \(places\)](#)

This short 2 workshop course is aimed at anyone wishing to save and access their favourite components of Photoshop from a frequently used set of colours, favourite textures and custom brushes



ByteSize2: Learn to Love your Tablet


First date of event is 19/10/2021

Total number of workshops: 2

[Click for access on RPS website \(places\)](#)

Many photographers, having purchased a pen and tablet, have found difficulty in getting to grips with them and have still to succeed in integrating them into their photographic workflow.

This workshop may help change that situation as Roger Crocombe shows how to set the tablet up properly, using it in both Lightroom and in Photoshop for Landscapes, whilst Celia Henderson shows how she integrates her pen and tablet into her Photoshop painting activities as an extension of her Photoshop and Flowers workshop series.




Photoshop, the essentials (Level 1) with Celia Henderson, series 2

First date of event is 26/10/2021

Total number of workshops: 4

[Click for access on RPS website \(places\)](#)

Featuring Celia Henderson, this 4 workshop course is designed to give you a basic understanding of Photoshop, including the use of layers. It is a great introduction before attending other courses like Brushes and Textures, and Flowers and Photoshop for Creative Photography Series.



ByteSize3: Photoshop Selections

First date of event is 09/11/2021

Total number of workshops: 2

[Click for access on RPS website \(places\)](#)

This short 2 workshop course covers all the key selection tools, how to use them correctly, how to modify the selection and what happens in the Select and Mask workspace? If you are having difficulty selecting hairy and furry bits, this workshop may well be the one to answer your questions.

Combined RPS SE & DIG SE event programme - August 1st 2021 (Status of event correct as of July 28th)



Making your own Xmas cards with Roger Crocombe

First date of event is 10/11/2021

Total number of workshops: 1

No link available, this event is still being planned

Making your own Christmas Cards, Birthday cards or even note cards is becoming more popular as paper mills extend their product ranges with pre-creased cards and matching envelopes.

This workshop shows how to develop and use templates for both Photoshop and Lightroom




Tree Workshop (F2F)

First date of event is 13/11/2021

Total number of workshops: 1

No link available, this event is still being planned

This workshop is planned to allow you to photograph the beauty of Autumn with the guidance of an expert. The details of this face to face workshop have been finalised and will be published later in August



ByteSize4: Photoshop Templates and Layouts

First date of event is 30/11/2021

Total number of workshops: 2

[Click for access on RPS website \(places\)](#)

This short 2 workshop course is aimed at both beginners and advanced photoshop users. Celia will show you how to create your own re-usable documents. Using the Frame tool, clipping masks and document guide layouts you can create simple and complex re-usable Photoshop Templates and layouts. Great for collages, montages and calendars.




ByteSize5: Photoshop Gradients

First date of event is 07/12/2021

Total number of workshops: 2

[Click for access on RPS website \(places\)](#)

This short 2 workshop course is aimed at both beginners and advanced photoshop users. Celia will explore the creative and powerful world of working with Gradients in Photoshop. Discover where gradients are stored and accessed. Understand how gradients are created. Explore the variety of gradient tools, which ones to use - Gradient fills, gradient adjustments, gradient masks.



ByteSize6: Photoshop Filters

First date of event is 14/12/2021

Total number of workshops: 2

[Click for access on RPS website \(places\)](#)

This short 2 workshop course is aimed at both beginners and advanced photoshop users. The vast range of filters in Photoshop can be overwhelming, which ones to use, and why? These two mini workshops will demystify this amazing and creative set of tools to show you how they can be used to create wonderful textures from scratch, sharpen your images, be used in combination to apply image enhancements and creativity. The objective of these workshops is to show you how to use them with Smart Objects and best practices for their use.