



THE RPS
ROYAL
PHOTOGRAPHIC
SOCIETY

**CONTEMPORARY
GROUP**

Contemporary North Members' Showcase

Issue 7

September 2023

Contemporary North

(Part of the RPS Contemporary Group)

Members' Showcase

provides a platform for contributors to our monthly meetings to display the work they have shared.

Contributors have curated their own images and provided the accompanying text making this a collaborative group venture.

16th September 2023 —Meeting in person at Clements Hall, York

Chaired by Patricia Ruddle

Contributors:

Avijit Datta

Neil Wittmann

Lyn Newton

Peter Bartlett

Andrew Hersom

Morris Gregory

Robert Harris

Patricia Ruddle



Avijit Datta FRSA FLS FTPS

A blank canvas

Elio Romano Erwitz (Elliott Erwit), the Russian origin photographer born in France once said *“ You can find pictures anywhere. It’s simply a matter of noticing things and organizing them. You just have to care about what’s around you and have a concern with humanity and the human comedy “*. He also said that the best images were in his head, and that he tried to recreate them with a camera.



Fig 1

Next year will be the 40th anniversary of York Minster being devastated by a severe fire in 1984. It has been rebuilt (Fig.1); since the seventh century it has been a centre for English Christianity. .



Fig 2

Recently, it has been illuminated (Figs. 2, 3); the same stone architecture of the south aspect looks completely different under different lighting – a metaphor for a blank canvas. In addition powerful lighting is used to create artificial sunlight within – the results will be visible in the next series of “The Crown” via Netflix.




Fig 3



Fig 4

All pictures were taken with the same camera and using the 'sweet spot' of the lens.

The American photographer Edward Weston is regarded as one of the leading 20th century photographers. He stated a useful maxim:

“ The fact is that relatively few photographers ever master their medium. Instead they allow the medium to master them and go on an endless squirrel cage chase from new lens to new paper to new developer to new gadget, never staying with one piece of equipment long enough to learn its full capacities, becoming lost in a maze of technical information that is of little or no use since they don't know what to do with it. “

Neil Wittmann


I hear my haiku as an extended title

*The present is the
liminal place between the
past and the future*





Liminal spaces
Liminal places
A mind's eye perspective



*Place to place walking
In a time from then 'till now
Liminality*





(iPhone photograph, no manipulation)

*No messing about,
As seen by the naked eye
Refreshing nature*

*I wander through life
Acknowledging, belonging . . .
Individual*



Photograph was taken by a friend, Graham Crossland, (post processing by me)



Lyn Newton

The small fishing village of Staithes, tucked away on the North Yorkshire coastline, was once a well known smuggling port. It has managed to retain all the old character of a settlement dating back centuries.

The cobbled streets, winding passage ways and steep steps which criss-cross the village are a photographer's dream.

My images were taken on a night visit when the streets take on an air of mystery and its history seems almost touchable.





Peter Bartlett ARPS

A GRAND DAY OUT



This is the first batch of images from a project started this year and made at several agricultural shows around the North of England. With many more images still to process, and a wide range of aspects of these events still to cover, I plan to continue the project through the summer of 2024 and probably into 2025.

The Agricultural Show is a staple part of the social and business calendar of farming communities during the summer months. As well as showcasing livestock and farming skills these events include handicrafts, dog shows as well as a whole range of fun activities from fairground rides, vintage cars and tractors and fortune tellers - the list is endless. In addition to the farming community these events attract large numbers of visitors from nearby towns and cities.





The aim of the project, is not strictly to document the activities that take place inside the ropes of the display arena, but to capture the wider atmosphere of these events enjoyed by the visitor paying their entrance fee at the gate - basically, to capture the essence of "A Grand Day Out".









Some images of sculptures in an art gallery, which incidentally included some people. One wonders, what are they thinking?



Seated



Sitting it out



Standing up

Morris Gregory

Strensall Common is a short walk from my house so is a very convenient location for photography. I have enjoyed exploring what it has to offer for over 10 years and, while I sometimes return home thinking I am just repeating myself, there are many other times when I find something new or see a particular scene in a very different way. Producing a book of my photos seemed like a natural thing to do and I just had to fight against the idea that my next visit to the common would result in better images than I already had.



Editing and organising the photos was a much harder job than I anticipated as some of my favourite images just looked out of place with others so with great reluctance had to be rejected. The final result is a book that pleases me and represents my own very personal view of the common. In the last few years I have experimented with various creative techniques e.g. ICM and multiple exposures at the common and while these would not have been appropriate for the first book I am now looking at producing a complementary one once I have gathered sufficient further images.











Robert Harris

Carbon Printing

Robert showed a carbon and digital print of the same image. The image, the Claw, was taken on a trip to New Zealand last year and the Carbon print of it was made on a three day workshop at Silverwood Studios. (<https://www.silverwoodstudio.co.uk/colour-carbon-photography-workshop>).



The work is the starting point for Robert's final degree year, during which he hopes to produce "The Forest at night lit by the full moon". At present, he is waiting for the return of the test shots to find out the correct exposure on film.

The image file was converted to three tonal images, light, medium and dark and sent to an image setter to produce three negatives. Robert talked through the process of creating tissues using the modern alternative to potassium dichromate. The modern solution uses diazidostilbene suspended in a gelatine/India ink base that is sensitive to UV light.



Robert went on to explain the process of creating tissues, waiting for the tissues to dry, exposing them to UV light and washing the tissue to reveal the image.





The difference noted by the audience was the carbon print had texture and a glossy sheen, while the inkjet image, due to being printed on matt paper, did not have the same individuality.

Patricia A Ruddle ARPS

Flamborough South Landing

A pinhole camera made several years ago from an industrial-size coffee tin was found hiding in the cupboard under the stairs. Happily, the 10 x 8 negative was found buried in the computer hard drive. The sepia-toned print was printed on the computer. The smaller print is a contact cyanotype print made from a computer transparency. I like to think that several centuries of photographic processes are combined here – a mixture of grain and pixels across the ages.



We have plans!

At the meeting we discussed several future activities and projects for our group.

- **Our first photo outing in almost 10 years:**

Yorkshire Sculpture Park: Art and Autumn colours

Our photos will then be made into a book on ISSUU

Let's meet at the Visitor's Centre, Saturday, 21 October at 11.00 am

YSP booking not essential

- Sunday 17th December—a Zoom occasion to share specifically images of mannequins in all their different guises (thanks to Harry Silcock for inspiration)
- A new book project (remember “2020 Vision”?) for 2024. The theme will be *The Four Elements, Earth, Water, Air and Fire*. Lots to consider and photograph. Planning to start in 2024. Ideas and volunteers please!
- Election Day 2024. Everyone to take one photo of where they are, what's happening (or not), to commemorate our right to vote.