

2019

Landscapes and sports - both about capturing the moment

Hugh Milsom, Pat Broad, and Peter Milsom at DI Thames Valley

Added by SIG: Digital Imaging Thames Valley on 18 November 2019



Attendees - 70 of us in all - enjoyed an enthralling day of superb photography at DI Thames Valley in Wokingham on Sunday 17 November.

In the morning we had joint presentations from Hugh Milsom FRPS MFIAP EFIAP/D1 and Pat Broad ARPS EFIAP/B. A wonderful display of over 150 A2 prints (with projector support), accompanied by the fascinating stories of the 'where' and the 'how', gave us all a morning to remember. The occasion was particularly significant because both Hugh and Pat announced that this was definitely their last presentation. We appreciate how

fortunate we were to be able to persuade them to give this occasion to DI Thames Valley.



And then for something completely different! Peter Milsom EFIAP/G BPE 3* - Hugh's son - gave us a striking 2-part presentation on his sports photography. Again, over 150 images - this time projected - gave us an insight into his passion for this genre, along with the stories behind the images and the story of his photographic journey.

Thank you, Hugh, Pat, and Peter, for a most enjoyable and stimulating day.

Photo and words by Alan Cross LRPS



Millennium Cup Print Competition

Paul Mitchell judges Thames Valley Centre's Millennium Cup Print Competition on 20 October 2019.

Added by SIG: Digital Imaging Thames Valley on 21 Oct 2019



Paul Mitchell FRPS was our judge for this competition, held on the afternoon of 20 October 2019.

Paul is well known for his supportive approach to all the photographers whose work he is judging. Everyone comes away with a sense of Paul's pleasure in assessing their images. His perceptive approach leaves us all feeling good about the best aspects of our images, and enlightened about their weaknesses and how they might be improved. Paul admitted that judging such a wide range of genres in an open competition, coupled with the very high standard


of all of the images, was a tough task. In the end, he was able to choose a worthy winner – 'Trapped', by Anne Eckersley LRPS – along with a 2nd and a 3rd, three 'Highly Commendeds', and nine 'Commendeds'. Thank you, Paul, for making the Competition, and the whole afternoon, such a positive and enjoyable experience for all of us.

Words and photo by Alan Cross LRPS

What box?

Iain McGowan FRPS presents a morning of his refreshing ideas and approaches to photography in 'Yet More from the Garden Shed'.

Added by SIG: Digital Imaging Thames Valley on 21 Oct 2019



While talking to Iain in a break during his exclusively print presentation to Thames Valley Centre on 20 October 2014, I commented on how his work showed how he 'thought outside the box'. He looked a little puzzled, as if he didn't understand the idea of only thinking 'inside' the box.

Iain's work, and his presentation, opened our eyes to new possibilities when it comes to creativity and approach. For me, two thoughts predominated. One was the notion of different presentation styles rather than doing the same as everyone else. Aperture mounts were not seen here!

Multiple images in a matrix? The sky's the limit – anything up to 30 or more images together. In a neat rectangle? Why not have an odd one or two out of place, or arrange them in a cascaded crescent? Torn edges? Don't fake it – just take a saw-blade to the paper!

Of course, you'd expect an FRPS to be at the top of the tree when it comes to the technical side too. But – and here's the second surprise - Iain was proud of his simplistic approach. Did he use a dSLR? No, 'just' a pocketable Lumix with a fixed lens. Where did he keep his images? On multiple SD cards, straight out of his camera, with labels on. Backups? Doesn't bother – if he loses some images he will just take some more. RAW images? No, just JPEGs. Printer settings and profiling? Iain just 'presses the button and out it comes.



So refreshing! Iain says it's all "so easy", and, of his images "just a bit of fun".

Iain found many of his images in places most of us don't even notice. He might travel to the out reaches of the Scottish islands and end up with a stunning matrix of close-up images of a crash barrier he happened to 'find'.

Iain broke just about every rule in the book. I'm thinking it's time to tear up the rule book!

Thank you, Iain, for a truly engaging and eye-opening morning.

Words and photo by Alan Cross LRPS

Guy Edwardes spends a day with DIG Thames Valley

On 15 September 2019, attendees at our DIG Thames Valley event were treated to a wonderful day of photography from Guy Edwardes reviewing his 25 years as a professional photographer.

Added by SIG: Digital Imaging Thames Valley on 22 Sep 2019



What a treat was in store for those who attended RPS Digital Imaging Group at the Thames Valley Centre on 15th September 2019. We were treated to a wonderful day of photography from Guy Edwardes reviewing his 25 years as a professional photographer.

During the day we were shown a total of over 600 images, Guy started the day by showing us amazing images of the wildlife from, what has become his favourite place, the rainforest in Costa Rica. What a vast variety of creatures and birds can be captured there, a place for the bucket list

without doubt. He then moved on to Botswana and the Kruger national park, showing us encounters with animals away from the crowds and pictures that you may normally never see. We had a brief visit to Japan, a place he intends to revisit now that he has found places off the beaten track. The wildlife section ended with the rather comical Dalmatian Pelicans at Lake Kirkini in Northern Greece, making wonderful subjects because they come so close, it can be difficult to fit them in the shot.

You may have seen the winning image of a Dalmatian Pelican 'Dancing on Ice' in the recent Bird Photographer of the Year Competition, it was taken on one of his workshops, the winner was sitting almost next to Guy, who was somewhat dismayed that his picture did not come out quite so well, albeit one any of us would have been thrilled with!

Guy had brought along some of his equipment, which he demonstrated throughout the day, including the importance of calibrating our lenses after a trip to very cold or very hot places. Showing us the pitfalls, you can fall into along the way with gear and recommending many accessories, leaving us with a long wish list. He even demonstrated the best way to pack and carry your luggage when travelling by air. Most of the recommendations can be found on his website or in his subscription newsletters, along with personal reviews and links showing where to purchase them.

We moved on to some beautiful close up images of Wildflowers and Fungi from places abroad such as Bulgaria and to those found in his home county of Dorset and the UK. He gave us all some instruction on the various ways in which to get the best results from these subjects.



Finally, we were captivated by his stunning landscapes, some had been taken on his travels, but a good number were taken very close to his home counties in places that he revisits regularly. Once again endorsing how important it is to get to know these places well and you will be rewarded.

Words by Janice Payne ARPS

Photo © Mandy Willard

A day with Simon Weir - Infra-red photography

Some insight into the world of invisible light

Added by SIG: Digital Imaging Thames Valley on 20 May 2019



I usually go along to help out and attend at my local Thames Valley DIG Centre as they have a full season of talks. Talks are on a variety of subjects and are informative. On Sunday 19th May Simon Weir gave us an insight into infra-red photography. Sometimes speakers just show us their portfolio or do a practical session. Not with Simon. First off, he gave us the history of IR photography, then the science, then he did a practical demonstration using the various methods of producing an image, then a practical post-processing workshop, and *then* he finished with a selection from his portfolio. So, we had the full range of his experience – which I can guess is pretty extensive. His talk generated a lot of interest – so much so that

we had to give him a break at lunchtime, as people asked him questions to assist them in their understanding. Simon also provided a 4-page handout which will allow the audience to follow up for themselves. (Including a neat trick to remove people from a busy scene!). As a person who takes IR photographs, it was especially interesting, but I could tell that others were absorbed, not least by Simon's presentation skills.

Chas Hockin DIG Web Content Editor. (Image © Janice Payne)



Flower Power from Andy Small!

Attendees at the DIG Thames Valley Centre event on 28 April were treated to a beautifully illustrated presentation from Andy Small on his flower photography.

Added by SIG: Digital Imaging Thames Valley on 28 Apr 2019



Attendees at the DIG Thames Valley Centre event on 28 April were treated to a beautifully illustrated presentation from Andy Small on his flower photography. From the story of his roots as an artist and art teacher, he was able to show us the 'art' of his flower photography, and present it in a style that kept the entire audience engaged for the whole morning.

Not only did he show us the end results of his work, he also gave us an insight into his studio set-up for his flower and macro imagery, and showed us that beautiful creative work can be made with relatively simple and inexpensive props, and a little imagination. Thank you, Andy.

Words and photo by Alan Cross LRPS

DIG Thames Valley Centre's PDI Competition

Jay Charnock helps all entrants in the DIG Thames Valley Centre's PDI Competition

Added by SIG: Digital Imaging Thames Valley on 28 Apr 2019



The DIG Thames Valley Centre's PDI Competition, held on 28 April 2019, drew a total of 40 entries. Honest, constructive, and occasionally amusing, critiques were offered by our excellent judge for the event, **Jay Charnock** FRPS.

Our Trophy winner was **Steven Galvin** LRPS (*above*), with 'Have We Made a E-Uge Mistake?'





Second was **John Jennings** ARPS (*above*) with 'Shapes', and third went to **Tim Clarke** (*below*) with 'In Flight'.



Our Highly Commendeds (*below*) were: **David Pearson** ARPS; **John Jennings** ARPS; **Carol Drew**; **Lesley Taylor** LRPS; **John Scotten** ARPS.



These and all other entries can be seen in our competition gallery - see link on Thames Valley Centre's ['Our PDI Competition'](#) page.

Words and photo by Alan Cross LRPS



So just what is Documentary photography?

Janey Devine FRPS presents a day about Documentary Photography to the DI Group Thames Valley Centre on 24 March 2019

Added by SIG: Digital Imaging Thames Valley on 25 Mar 2019



At the DIG Thames Valley Centre on 24 March, Janey Devine FRPS laid the foundations for defining what 'documentary' photography actually is! Our audience soon realised that it stretched back to some of the very first photographs, and that there were a variety of definitions. But it became clear to all that it is broader than one might at first think, and can allow for plenty of interpretation and variety of styles to convey 'the message'. We saw that it was a branch of photography that often needs a 'back story' to complete the communication with the viewer. Also significant in the story-telling was the need to present the story through a series of images, rather than individual photographs.

After setting the scene, Janey showed us several projects. 'Fish and Chips' was about the decline of the fishing industry on the north-east coast, and the extent of potato farming south of the Humber. This was set in the very human context of the way of life in the area, and the impact of social and economic change on its people. Another project was 'The Potteries', again showing the decline in industry in Staffordshire, but also the rise in niche industries and museum shops to both draw visitors to the area and keep essential artisan skills alive. 'The Forgotten Coast' showed the impact of the decline of the coal industry, and its impact on the people whose livelihood once relied on it.

All of these stories were conveyed with particular impact both through Janey's attention to meticulous research of her subject, and also through her personal style of image presentation - for instance creating a 'grungy' appearance (Janey's description!) when the image and the message required it.

It was interesting that Janey talked about 'going somewhere away from home territory' to fulfil these projects, because one sees the place with fresh eyes as an outsider - nothing is familiar, one sees things afresh. However she questioned that, and has now embarked on a project about her home town of Southampton, about which she allowed us a preview of the project in AV format.

All in all, a fascinating and thought-provoking day, and we're sure that at least some attendees have come away with fresh ideas for projects - even possibly providing inspiration for an 'A' panel. Thank you, Janey!

Words and photo by Alan Cross LRPS



A panorama of landscapes

Jeremy Walker talks to the DIG Thames Valley Centre on 17 February 2019

Added by SIG: Digital Imaging Thames Valley on 18 Feb 2019



A fully-engaging day of photographic treats awaited another packed hall, at the hands of Jeremy Walker. Jeremy showed stunning images throughout the day, ranging from spectacular colourful landscapes and seascapes to the subtleties of gentle mist-laden views, carefully explaining his compositions and approaches. His approach paid little heed to standard club judging, with a couple of references to the 'composition police'! He certainly thought nothing of a two-mile trudge, fully-laden with camera gear, in atrocious weather, to get the shot he had pre-planned. His prints ranged from shoots for clients, through images created during his workshops, to purely personal material. He illustrated the differing requirements of

commercial landscape photography - images that sell - rather than 'club' images. At two extremes, he showed his 'vertical' landscapes (counter-intuitive, but perfect for selling as a cover shot), and also his 16:7 stitched panoramas (his preferred personal style). He explained that, while including people in 'club' landscapes was usually a no-no, for commercial shoots it was often a requirement, to engage the human interest angle and also to show a sense of scale.

Jeremy has travelled all over the world doing shoots for clients, and regaled us with many pictures and amusing stories from his photographic travels.

A perfect blend of both personal and commercial images delighted Jeremy's audience throughout the day - even during his lunch-break, when he was happy to take time to discuss his prints with attendees (see photo). So a big thank you to Jeremy from the DIG Thames Valley Centre, and all who were present.

After the event, Jeremy said: *"A pleasure to talk to the RPS Digital Imaging Group on Sunday and thank you to your members for such a warm welcome."*

Words and photo: Alan Cross



Different, Distinctive, and Personal

An instructional and inspirational day of creative photography with John Humphrey FRPS

Added by SIG: Digital Imaging Thames Valley on 21 Jan 2019



An audience of around 90 people enjoyed a day of truly creative photography on Sunday 20 January. John Humphrey FRPS gave us an illuminating insight into his creative mind, and explained how he develops his ideas and takes them to the creation of exciting works of art. His definition of 'creative' was summed up as 'different, distinctive, and personal', amply illustrated in his own work.

He shared a mixture of the near-abstract to high quality macro images, ranging from flowers (his first passion) to insects and landscapes. What was particularly instructive was his application of his techniques to images from a wide range of genres, showing that there is an opportunity for each of us to be a lot more creative in our own personal areas of photography. We enjoyed the interactive nature of his presentations, when he invited us to give opinions on whether 'this treatment' or 'that treatment' actually 'worked'. He was also happy to show the images that didn't work, to emphasise the strengths in the ones that did.

The day was a perfect blend of the artistic and the technical, with John describing the Photoshop tools he used for various treatments, but without getting bogged down in the 'nuts and bolts' of Photoshop itself. We all came away with new ideas to try.

John's superbly-balanced content and exciting images, along with his gentle (and sometimes self-effacing!) humour throughout all parts of his presentation, ensured that all who attended the DIG Thames Valley Centre's first event of 2019 came away instructed, enlightened, entertained, and inspired. Thank you, John.

After the event, John himself told us *"... it was a pleasure to present to such a friendly audience"*

Photo: John Humphrey chatting with some of the attendees at the Thames Valley Centre event. © Marilyn Taylor

Text: Alan Cross



2018

Canine adventures in a world of composites

Multi award winning photographer Tracy Willis shows that when it comes to composites the only limit is in the mind of the photographer. Pigs may not fly but dogs definitely can after a studio session with Tracy!

Added by SIG: Digital Imaging Thames Valley on 22 Nov 2018



On Sunday 18th November a record number of attendees at DIG Thames Valley were treated to a masterclass in composites by Tracy Willis FSWPP IFSWPP/Masters. She began by describing how she created her Fellowship panel featuring her own dogs, mice and the occasional lizard in a range of surprising adventures. As is often the case with successful practitioners, Tracy is modest about her talents and achievements. No matter how many times she said "Anyone can do this..." it was clear that Tracy has

developed a formidable skill for converting ideas into unique high quality images.

Having identified a strong storyline, often the hardest part of the process, Tracey described how she gathers together the components to create an image. Images shot in local antiques centres, shops and museums all feature in her work. The process could be likened to the creation of a theatre company prop store but with digital images replacing the physical objects.

The afternoon session consisted of Tracy generously sharing her technical knowledge by illustrating the process of building a composite in real time on screen. Beginning with selecting and manipulating the background she then described how to photograph the key subjects, position the props, and manipulate the colour of the individual elements to ensure a uniform tone. Judging by the amount of note taking by the audience the techniques illustrated are now being replicated on computers across the Thames Valley region!

A great day summed up by one attendee who emailed us after the event to say "What a fantastic presentation, right up my street."

Thank you Tracy for a great day.

After the event, Tracy told us: "... thank you so much for inviting me to speak. I had a great time and I loved the warm welcome I received and the enthusiasm of your members".





Tracey Willis pictured with Mike Taylor RPS Chief Operating Officer (left) and Chas Hockin LRPS DIG Website Editor (right)

Author: Chris Tank - DIG Thames Valley
Event photography by Marilyn Taylor ARPS

High Tides in the Thames Valley

Multi award winner Rachael Talibart gives DIG Thames Valley a guide to making the most of coastal locations. Known for her iconic 'Sirens' Rachael wowed the audience with her stunning prints and projected images.

Added by SIG: Digital Imaging Thames Valley on 27 Oct 2018



Rachael Talibart is not the first visiting speaker to DIG Thames Valley to promote the value of regularly revisiting a location to realise the full potential for photography. Practising what she preaches she is known to head for the coast up to five days a week. Her description of the practical challenges faced when photographing storms Brian and Imogen at Newhaven highlighted a level of suffering for one's art that deserves an award regardless of the images captured.

A multi award winner known for her coastal photography, Rachael explained that she is looking for the artistic not the representational image and is keen to avoid the obvious classic view in well-photographed locations. She encouraged the audience to identify the iconic image for a given location and work hard to avoid following the pack. A winner of Black and White Photographer of the Year 2018, Rachael described her preference for previewing monochrome images on-site. Identifying moody, atmospheric or graphic subjects suitable for recording in monochrome and shooting as much in camera to reduce the need for extensive post-processing.



With no shortage of images to share, Rachael left the audience in no doubt that the shore is indeed 'limitless'.

www.rachaeltalibart.com



Following lunch, Rachael judged the annual Millennium Cup print competition. The competition entries illustrated the broad range of subjects and diverse interests of the DIG Thames Valley attendees. Congratulations to Marilyn Taylor FSWPP ARPS who won the trophy for the second year running, 2nd place Lesley Taylor LRPS CPAGB, 3rd place David Pearson ARPS and the four certificate winners listed below.



Marilyn Taylor receiving her award from Rachael Talibart

1st place - Ibis Approaching by Marilyn Taylor FSWPP ARPS

2nd place - Cub with Topi skull by Lesley Taylor LRPS CPAGB

3rd place - Misty Beach by David Pearson ARPS

Highly Commended: Feverfew Daisies in Ice by Veronica Barrett FRPS; Lucia by Alan G Edwards LRPS; Anemone de Caen by Janice Payne ARPS; Brimstone by Alan Bousfield ARPS;

Author: Chris Tank - DIG Thames Valley. Photography by Marilyn Taylor ARPS

[Follow @digthamesvalley](https://www.instagram.com/digthamesvalley)

Smile, It's Dave Mason

A day spent with Dave and his photos involves a lot of smiling. Specialising in 'street photography' Dave has a talent for seeing potential in situations that many of us would miss. His images show the quirky, often humorous relationships that occur between people and the world around them.

Added by SIG: Digital Imaging Thames Valley on 20 Sep 2018



Smile, it's Dave Mason!

When asked for an artist's statement for a gallery exhibition, Dave Mason wrote one word, 'smile'. His explanation was simply that he wanted the viewers to enjoy his photographs. On Sunday 16th September the TVDIG audience in Wokingham not only enjoyed his photographs but were also entertained by his humorous recollections of where and how his images were captured.

Be warned, a day spent with Dave and his photos involves a lot of smiling. Specialising in 'street photography' Dave has a talent for seeing potential in situations that many of us would miss. His images show the quirky, often humorous relationships that occur between people and the world around them.

Describing his approach to street photography Dave showed an image featuring graffiti saying 'Something Wonderful Will Happen' and explained that the phrase accurately summed up a technique that he uses regularly. Identifying a location, often with a promising backdrop of signage, street furniture or graffiti, Dave will wait for 'something to happen'. With examples featuring colour harmony, pattern, humour, good timing and strong narrative, Dave illustrated the techniques that can be used to create a successful 'street' photograph. He has a self-deprecating style of presentation belying his skill and experience.

www.davemasonimages.com



In addition to the photography of Dave Mason, attendees had the opportunity to view the successful ARPS print panel of John Jennings ARPS. A regular at Wokingham, John had spoken about his work earlier in the year prior to gaining his Distinction.



Author: Chris Tank - DIG Thames Valley

Event photography by Marilyn Taylor ARPS

Travel photography - planning for success

How many times have you said to a photographer "Weren't you lucky to get that shot?" Listening to Matt Parry describing his planning it was easy to understand why photographers like him have portfolios full of stunning images. Luck has a part to play but as Matt explained to the DIG Thames Valley audience, planning ahead is the secret to success.

Added by SIG: Digital Imaging Thames Valley on 24 May 2018



On Sunday 20 May, Matt Parry gave the DIG Thames Valley meeting in Wokingham an entertaining insight into his approach to travel photography. It was clear from the start that little is left to chance when he is planning a trip. With experience of visiting over 55 countries, Matt was able to advise on how to get the most out of a photographic trip, be it close to home or farther afield.



Of particular interest was the way Matt uses technology to assist with planning. Researching locations on Google Earth and using photographers apps to find the best time of day for a shoot, where just two of many practices he described, whilst showing examples of photographs that owed their success to effective pre-planning.





Keen to stress that planning should allow space for exploring and discovery, Matt put forward the idea that sometimes it's good to 'get lost'! Getting off the beaten track can often create opportunities for images that capture the 'real' culture of a country behind the tourist trail facade. People play a key role in Matt's photography and he was keen to stress the value of communication between photographer and subject, developing a rapport and mutual respect. The importance of this relationship was clear to see in his photographs

from a recent visit to India.



During the afternoon session Matt spoke about techniques and workflow. Keen on long exposure cityscapes, he described his approach to selecting viewpoints and gave some useful advice on camera settings and image processing.

Finishing the day with 'ten top tips', he gave the audience plenty of ideas and inspiration to work with.

Thank you Matt for a great day.

See *An Indian Adventure*, Matt's latest travel video for Wex Photo Video [here](#)


Author: Chris Tank - DIG Thames Valley

[Follow @digthamesvalley](#)

And the winner is...

Congratulations to David Pearson ARPS on winning the Len Deeley Memorial Trophy in the recent TVDIG PDI competition.

Added by SIG: Digital Imaging Thames Valley on 29 Apr 2018



TVDIG Sunday 22nd April

The day began with presentations by four TVDIG regulars.

Chas Hockin introduced the subject of time-lapse, showing the equipment he uses and some fascinating examples of his and others work. Chris Tank followed with a behind-the-scenes look at how art collections are digitised and on-line galleries created to provide access to valuable heritage collections.

Dance photography was the subject of John Jennings' talk. Describing his experiments with different flash techniques, his images illustrating a mastery of technical skills and creativity. Steven Galvin concluded the morning presentations with an insight into his passion for wildlife photography. His talk, illustrated with a broad range of his work finished with an explanation of how he captured 'Suspicion', the image that won him the Len Deeley Trophy in 2017.



The PDI competition followed short presentations by Nick Banner LRPS showing his LRPS panel, and Nicky Pascoe ARPS who described her dance photography and the creation of her ARPS panel. Judged by Jim Pascoe BA ABIPP ARPS, the competition had a broad range of styles and subjects to be reviewed. Jim clearly enjoyed the process of selection, giving an enthusiastic commentary combined with constructive criticism. The results were as follows:

1st Place The Attendant by David Pearson ARPS

2nd Place Head and Shoulders by Alan G Edwards LRPS DPAGB

3rd Place Skógafoss by Jeremy Fraser-Mitchell LRPS



David Pearson ARPS receiving his 1st Place certificate and the Len Deeley Memorial Trophy from Jim Pascoe BA ABIPP ARPS

Highly commended to:

Cowslips by Janice Payne ARPS

Industry by Dave Beaumont

Young Baboons at Play by Veronica Barratt FRPS

Author: Chris Tank - DIG Thames Valley

Event photography by Chas Hockin LRPS

[Follow @digthamesvalley](https://www.instagram.com/digthamesvalley)

Have I got locations for you?

DIGTV enjoy a day in the company of Tim Pile and his 'pictures that include models'. A memorable presentation by a master of his art.

Added by SIG: Digital Imaging Thames Valley on 30 Mar 2018



Have I Got Nudes for You - Tim Pile FIPF MPAGB EFIAP/p

An opportunity to see the work of an award winning photographer is always welcome so DIGTV were delighted to have Tim Pile visit the Thames Valley Centre in Wokingham on 25th March. With a full day available, Tim was able to tell the story of his photographic journey from early club competition work, landscapes, infra-red, studio portraits, his ARPS panel, MPAGB submission and FIPF panel. Keen to stress that he works to be a better photographer rather than an award winner, Tim

highlighted that the process of submitting work for awards has helped him to broaden his experience and refine skills.

There is no doubt that Tim has achieved his goal to develop a personal style, one that he describes as 'pictures that include models'. One could be forgiven for thinking that the title of his talk should have been 'Have I got locations for you?', as the stunning locations featured in his work are without doubt a key



component to the success of his images. He has developed a talent for matching the model and pose with the surroundings, crediting his models with bringing valuable creative ideas to the process. Describing his FIPF panel as “a collaboration between one model and one photographer”, Tim emphasised the value of teamwork for developing ideas when working with available light and unpredictable weather conditions.

A prolific printer, the DIGTV audience had a wonderful range of prints to view throughout the day. In fact, Tim may have broken the record for the number of prints on display by a single photographer at the Thames Valley Centre.

During the afternoon session, Tim dealt with some of the practical challenges of working with nude models on location and provided an insight into the decision making process that leads to selecting a model, location and choice of props.

No presentation at a DIG meeting would be complete without a look at post processing and Tim didn't disappoint, providing a very clear description of his approach to processing his image files ready for printing.

Many thanks to Tim for a great day.

You can see examples of Tim's work on his website - <http://www.timpile.co.uk>

Chris Tank - DIG Thames Valley. Photo by Marilyn Taylor ARPS

[Follow @digthamesvalley](#)

Naked ambition

DIG Thames Valley look forward to welcoming award winning photographer Tim Pile FIPF MPAGB EFIAP/p to Wokingham on Sunday 25 March.

Added by SIG: Digital Imaging Thames Valley on 16 Mar 2018



Tim Pile FIPF MPAGB EFIAP/p is a passionate and successful print worker who started in digital photography in 2008. He really enjoys his photography, producing images for the love of it; his aim is to bring a little bit of beauty into the world. In 2017 Tim was invited to become a member of the prestigious London Salon of Photography, which made him very proud.

Hosted by the prestigious Digital Imaging Group – Thames Valley Centre this unique event will feature his much acclaimed and award winning images of the female form in the natural environment.

Tim will share his passion for nude photography and tips for capturing stunning shots on location. He will include how to utilise natural light, working with models and other aspects of the photographic process, including image processing. The event is on Sunday 25 March 10am-3.30pm.

You can see examples of Tim's work on his website - www.timpile.co.uk



[Follow @digthamesvalley](#)



Aligning the eye, heart and head

Presenting her images with passion and emotion, Vanda Ralevska captivated the DIG Thames Valley audience with an uplifting insight into her photographic world.

Added by SIG: Digital Imaging Thames Valley on 21 Feb 2018



Do we take for granted what is on our doorstep? Vanda Ralevska is well placed to warn us against doing so. Her passion for the UK, in particular the wonderful opportunities it offers for coastal photography is infectious, and not just the coast. Telling us to "...dance in the raindrops", Vanda encouraged the DIG Thames Valley audience to embrace all that the UK landscape and climate have to offer.



Her photographs illustrate that the weather provides a wealth of changing light and atmosphere for photography, if you are in the right frame of mind and take time to "stand and stare." Remember to enjoy the moment and "don't just go to take pictures." This is a lesson Vanda learnt first-hand. Having flirted with the idea of turning professional, Vanda discovered that shooting images for an income brought with it demands that eroded away the joy she experienced with her personal work.



Living and working in the City has led Vanda to look for subjects close to home. Her photographs of London streets, Bushy Park, Dorney, and the South Downs exhibit the same unique style seen in her coastal work. Not the first photographer to discover the benefits of getting up early, many of her images benefit from the beauty of the pre-dawn light. Admitting to getting up an hour earlier on weekdays to allow some photographic time before work gave the audience an insight into her commitment to the craft. Some audience members were

heard to gasp at the suggestion of getting up at 5am, reminding me of a quote by Debra Applin, "The morning is such a lovely time of day. It's a shame it's so early."

For many, Vanda's presentation will be remembered for her words as well as pictures, and also the choice of music accompanying her last, very moving sequence of images taken in Prague, another city that has



captured her heart. She has a unique ability to captivate an audience with her very personal, passionate, emotional response to the photographic process. Her work illustrates perfectly what Henri Cartier-Bresson meant when he said "It is an illusion that photos are made with the camera... they are made with the eye, heart and head." A quote that Vanda appropriately included in her presentation.

Thank you Vanda for a great day.

Chris Tank - DIG Thames Valley

[Follow @digthamesvalley](#)

No such thing as bad weather

On a day when snow began to fall in Wokingham, Tony Worobiec FRPS led an entertaining and informative day demonstrating how photographers can use all types of weather to their advantage.

Added by SIG: Digital Imaging Thames Valley on 29 Jan 2018



Tony Worobiec left the DIG Thames Valley audience in no doubt that all forms of weather provide opportunities for photography. A familiar face to many in the world of photography, Tony is a great advocate of the term "practice what you preach". In a series of entertaining presentations Tony illustrated with his photographs how he works to match the subject matter and weather to produce powerful images.

Many are familiar with his photographs of the American Plains and Route 66 so it was interesting to see his approach to photographing landscapes closer to home. Tony emphasized the value of choosing locations close to home, allowing the photographer to easily revisit the subject when conditions are just right. Highlighting the value of dark skies, mist and low-light for adding to the drama of an image Tony provided an insight into how he has mastered the art of seeing potential in even the most severe of conditions. Many of the images shown feature in his latest book "Photographing Landscape; Whatever the Weather".

The development of digital sensors capable of shooting images at extreme ISO settings has led to a broadening of the range of subjects that can be photographed at night. Tony demonstrated how using ISO settings up to 12,000 has allowed him to capture shadow free landscapes that defy the viewer to believe they were not photographed during daylight hours. For many who enjoy the challenge of a sunrise or sunset, Tony suggested turning our backs to the rising or setting sun to photograph the softly illuminated landscape often overlooked by many. No doubt many audience members will now be venturing out after dark to try out some of Tony's suggested techniques. Thank you Tony for an excellent day.

Read Tony's blog to find out more about shooting landscape in bad weather [HERE](#)

[Follow @digthamesvalley](#)





2017

Pinholes and Pixels

Paul Mitchell FRPS captivated the DIG Thames Valley audience with images taken using techniques that appear to be worlds apart. His prints showed that the photographer behind the camera, DSLR or wooden box, is still the key element in the image making process.

Added by SIG: Digital Imaging Thames Valley on 14 Nov 2017



Woodland Ways

Paul began his Woodland Ways presentation with a tour through the four seasons, his stunning images showing that, as he said, “a woodland is not just for autumn”. Describing the benefits of regularly exploring local woodlands, Paul showed how frequent visits in all weathers allow the photographer to appreciate and capture the subtle differences of light, colour and texture that occur with the changing conditions. It was clear that a woodland visit for Paul was about far more than just

photography. One couldn't fail to be aware of the emotional connection between the photographer and subject. His display of prints included a portfolio of images that gained a Commendation in the International Garden Photographer of the Year competition.

Following his inspirational presentation of projected digital images and prints, Paul gave an insight into his post production workflow. Keen to stress that he was demonstrating procedures that 'worked for him', he gave a fascinating insight into the way he works with Lightroom and Photoshop to produce prints that represent the scene as he experienced it at the time of capture. It was clear that his approach to 'digital processing' has been influenced by his experience and understanding of darkroom processes with frequent references to subtle 'dodging' and 'burning'. He stressed that any post production work that he does now is really no different to what he would have done in the darkroom, albeit digital.

Spirit of Light

For the afternoon session Paul gave an illustrated talk on his pinhole photography. He showed a range of stunning images that left no doubt about his command of the technical and creative aspects of using a pinhole camera. In addition to a broad range of images taken over a ten year period, he showed the panel of pinhole images that gained him a Fellowship award in 2014. The soft ethereal images in his panel were much admired by the audience, the images providing a dramatic contrast to his colour digital work shown earlier in the day. The range of subject matter was surprising, monochrome and colour, landscape, seascape, vehicles, and even a selfie!



A very popular speaker, Paul attracted the largest audience of the year. Thank you Paul for a great day. www.paulmitchellphotography.co.uk



Main photo by Marilyn Taylor ARPS



Accolades for RPS Volunteers at the Digital Imaging Group Thames Valley Centre

Robert Albright HonFRPS presents eight DIG Thames Valley committee members past and present with Certificates of Appreciation in recognition of their valuable contribution to the RPS and the Thames Valley Centre.

Added by SIG: Digital Imaging Thames Valley on 26 Oct 2017



Accolades for RPS Volunteers at the Digital Imaging Group Thames Valley Centre

Sunday 15th October 2017 was a memorable day for eight DIG Thames Valley committee members, past and present when they were presented with Certificates of Appreciation by the President of the Royal Photographic Society, Robert Albright HonFRPS.

Robert Albright was already booked as the presenter for the day and judge for our annual Millennium Cup print competition, therefore it was seen as an opportunity not to be missed to ask him to present these RPS awards to members in recognition for their respected and valuable service.

Volunteers play an essential role in the running of the DIG Thames Valley Centre and are the reason it continues to thrive. They have all been generous with their time, energy and expertise.

Members presented with a Bronze badge and Certificate to mark their four years of service were:

David Beaumont, Laurie Pate, Mike Reed ARPS and John Scotten ARPS

Members presented with a Silver badge and Certificate to mark their eight years of service were:

Janet Barton, Alan Cross LRPS and Roger Norton LRPS

Special mention for Carol Drew who achieved this status in 2015.

Having this many awards for volunteers is quite remarkable and shows the success of DIG Thames Valley, we truly appreciate their dedication.

Pictured from left to right are David Beaumont, Laurie Pate, RPS President Robert Albright Hon FRPS, Janet Barton, Carol Drew, Mike Reed ARPS, Alan Cross LRPS, John Scotten ARPS and Roger Norton LRPS.

Author - Janice Payne ARPS
(Photo by Marilyn Taylor)



Drama, Debate and Decisive Moments

A program of thought provoking audio visual productions introduced by RPS President Robert Albright HonFRPS shows DIG Thames Valley how the medium can be used to tell stories, communicate emotions, and entertain.

Added by SIG: Digital Imaging Thames Valley on 20 Oct 2017



Drama, Debate and Decisive Moments

Robert Albright's AV presentation to DIG Thames Valley on Sunday 15th October lived up to its title, The Drama of AV. Robert showed a range of informative and thought provoking presentations, leaving the audience in no doubt about the power of the medium. With some challenging subjects and examples of technical excellence Robert's presentation provided a stimulating start to the day.

The future of the RPS was the topic of Robert's second presentation. As newly elected President of the RPS Robert was able to give an informed overview of current and future plans highlighting some of the challenges that face the Society. An opportunity for questions from the floor led to some lively debate.

The afternoon session began with Robert presenting Certificates of Appreciation to eight of our RPS volunteers.

David Beaumont, Laurie Pate, Mike Reed ARPS and John Scotten ARPS received certificates and bronze badges for four years service. Janet Barton, Alan Cross LRPS and Roger Norton LRPS received certificates and silver badges for eight years service.

This was followed by the annual Millennium Cup Print Competition with each of the twenty-five entrants hoping that their decisive timing had captured the winning image. Congratulations to Marilyn Taylor ARPS (pictured receiving the trophy) who won first place and the trophy with her print entitled 'A Long Night on Guard Duty' captured in Namibia.

View all the print competition images [here](#)



Every Picture Should Tell a Story

An entertaining insight into the world of 'film noir' by Terry Hewlett ARPS. In a series of informative practical demonstrations, Terry showed how lighting and props can be used to set a scene and tell a story.

Added by SIG: Digital Imaging Thames Valley on 14 Sep 2017



Every picture should tell a story

This was the underlying message that came across at the DI Group's Thames Valley Centre on 10 September when attendees were treated to a comprehensive and entertaining day presented in two parts by accomplished photographer Terry Hewlett ARPS, who gave us an insight into flash photography, in particular for the genre known as 'film noir' (strong emphasis on the interpretation of shadows).



In the morning, Terry gave us a briefing into flash lighting, from the basic use of speed lights both on and off camera, using a single light source moving on to looking at how to control and balance multiple lights of varying types emphasising the most important aspects of lighting a subject. This inevitably included some technical stuff, with talk of eTTL, iTTL, radio triggers, channels, etc, which fired off a very active Q&A exchange with his audience throughout.



In the afternoon, Terry discussed lighting with practical demonstration, building from a simple head and shoulders shot to a more complicated themed setting of a 'gumshoe' in his dimly-lit office, complete with ancient typewriter, a whisky bottle (which we were assured only contained cider vinegar) and even a decommissioned Smith and Wesson! We saw how subtle changes in lighting and playing with the shadows changed the emphasis within the final image to convey the intention behind the story.

The role of the model was ably filled by Janet Barton's son James. But, given the roles he took, 'Dick' might have been a more appropriate forename!

Our thanks to Terry Hewlett for a thoroughly engaging and informative day at Wokingham.

Blog author Alan Cross LRPS

Photos © Marilyn Taylor ARPS and Terry Hewlett ARPS



History and Heritage meet High Quality Digital

Rarely does a single day offer such a range of high quality imagery. Flint-lock weapons, trolley buses, portraits, natural history and stunning sub-aqua.

Added by SIG: Digital Imaging Thames Valley on 22 May 2017



The day began with Marilyn Taylor ARPS speaking about her experiences photographing re-staged historical events. Her stunning images left the audience in no doubt that a visit to a re-enactment event is a unique opportunity to capture live action and living history.

The second presentation was by Neil Cave of Timeline Events. Continuing on the theme of history and heritage, his two PDI sequences showed the range of subjects and locations that Timeline offer to photographers.

The afternoon began with a tribute to Len Deeley FRPS by Janet Haines ARPS, Chair of the RPS Digital Imaging Group. Len, a popular and renowned sub-aqua photographer, died suddenly and prematurely, just months after entering, and winning, the Thames Valley Centre PDI Competition in 2016. A presentation of Len's photographs and three of his most successful AV presentations was followed by the inaugural Len Deeley Memorial PDI competition, judged by Leo Rich ARPS. Congratulations to all certificate winners and to Stephen Galvin for his image entitled 'Suspicious' that was awarded 1st place and the fabulous new trophy.

View all the PDI competition images [here](#)

The Art of Photography and Lighting for Still Life 23 April 2017

The Art of Photography and Lighting for Still Life 23 April 2017, presentation by Andrew Mills MA ARPS

Added by SIG: Digital Imaging Thames Valley on 24 Apr 2017



Our presenter for the day, Andrew Mills MA ARPS, took us on a photographic 'journey' with a kaleidoscope of images from historic and current photographers. Andrew was uncovering the Art in photography and illustrating the broad range of approaches and styles that have been used in the past, leading on to more recent works.

In the afternoon Andrew showed us how to set up a still life using classic components such as a wine bottle and various fruits and vegetables.

He went on to explain several ways in which we could employ simple lighting techniques at home to achieve different results, simulating window light.

After that he showed us some interesting but simple ways to light glass objects.

He ended the day demonstrating lighting for a portrait with just one light, which could be adapted using the light from a window, and again with a few variations on the same theme.



Throughout the day he kept us informed of useful tips and tricks, leaving us with new ideas to explore in our photography.

Paul Sanders gives TVDIG a roller coaster of a day!

Paul Sanders took us through his life and career story, as picture desk editor of The Times, followed by life after The Times.

Added by SIG: Digital Imaging Thames Valley on 27 Mar 2017



Attendees at Sunday's event were treated to a roller coaster of emotions, with Paul Sanders talking us through his life and career story. As picture desk editor of The Times, Paul's normal day would require looking at thousands of images, plus many thousands more when eventful occasions were occurring, hoping to find the one image that would illustrate the front page story for the next day's edition, plus images for other pages. The responsibility of sending photographers to conflict zones to capture war images, distressing scenes, or dangerous locations was not easy. Paul's first presentation covered the history of images appearing The Times, followed by some very

difficult decisions on what could be published. In complete contrast, Paul's afternoon presentation covered his life after The Times, and a much slower approach to photography, taking the time to experience locations, before setting up his camera for his long exposure preferences. Paul's approach to photography today is to have fun, and not conform to guidelines that might win competitions. Putting human emotion into his photography and experimenting with techniques to find out what could work, and what might be worth following up, is what drives him. This event had it all, humour, sadness, history, and information, it captivated all of us for the day, and will live long in the memory

Mike McNamee FRPS - Digital Image Evolution

A day for both experienced and less experienced photographers in the field of creative photography.

Added by SIG: Digital Imaging Thames Valley on 21 Feb 2017



In a very enjoyable and informative full day, we had something for both experienced and less experienced photographers in the field of creative photography. Mike took attendees through a whole series of topics ranging from creative photography before Photoshop, to tasking us to get creative with a series of provided images. Attendees came up with numerous creative and imaginative suggestions, occasionally along the same lines that Mike had imagined. Mike also showed us examples of creative images from a number of photographers that illustrated what could be achieved. We were also treated to a mixture of both basic and advanced techniques for achieving these creative images using Photoshop. After a session on

colour management and printing, we went into choosing the correct paper for our images, and allowed to both see and handle prints made on a number of paper types. And as a final gesture, all attendees received copies of Mike's



presentation slides which contain a wealth of very useful information. A wonderful day - there were some spare seats, so a great shame that a few more photographers did not benefit from it.



A Digital Adventure

Colin Harrison FRPS gives Thames Valley a Digital Adventure

Added by SIG: Digital Imaging Thames Valley on 16 Jan 2017



Left: Colin explains his ideas.

An adventure indeed! Colin Harrison gave us a day full of ideas, tips, plenty of humour, and many images illustrating the wonderful imagination he uses to create his images. Apart from a display of his prints, there were many more images via a series of presentations showing how he brought the picture elements together. Plenty of ideas and thoughts for photographers at all experience levels.

Photo © Laurie Pate

2016

Thames Valley DIG's Great Event!

A very Premium Event!

Added by SIG: Digital Imaging Thames Valley on 23 Nov 2016



Paul Gallagher gave us a great day last Sunday! There were some superb images of his various trips to Iceland and Arctic regions, together with some very informative notes on composition, mixed with some great humour. This was followed by his imaging workflows for both colour and mono images using Photoshop live, fully detailing his techniques and most importantly what he was aiming to achieve and why. Plus lots of questions from the

audience, all handled brilliantly, much appreciated by all in attendance. We were pleased to also have the support of Mike Jones with details of the Permajet product range, and discounted materials for attendees.

Photos © Alan Cross LRPS



TVDIG Print Competition

The afternoon session of our October event

Added by SIG: Digital Imaging Thames Valley on 18 Oct 2016



Last Sunday, we held our annual Millennium Cup competition for prints. This had its usual high quality of prints with a variety of subject matter, and was judged by the very able Chris Palmer FRPS.

Chris Palmer FRPS presenting Janice Payne ARPS with the Millennium Cup for her winning print 'Marked with Red'

Photo by Alan Cross LRPS

TVDIG Presenters

Our multi-presenter morning event at TVDIG

Added by SIG: Digital Imaging Thames Valley on 18 Oct 2016



Last Sunday morning, TVDIG held a very successful event where 5 highly qualified speakers gave short presentations on a variety of photographic topics. This was followed by Chris Palmer FRPS giving another short presentation, so a very busy morning! Chris then judged our annual Millennium Cup competition in the afternoon.

Our 'attendee' presenters (L-R): Derek Riley ARPS, Derek Gale LRPS, Steven Galvin LRPS, John McCormack ARPS and Roger Norton LRPS

Photo by Alan Cross LRPS



A Farrago and Rewiring the Brain

A farrago of ideas plus a workout for the photographer's brain

Added by SIG: Digital Imaging Thames Valley on 25 Sep 2016



Andy Beel FRPS together with Bob Ryan ARPS FRSA gave us a double act last weekend, bringing together a professional photographer plus a specialist in the development of expert skill and to talk about the steps to follow if you want to make the jump from good to great photography. Andy's superb photography and Bob's presentation skills were greatly appreciated by all. We had lots of humour from the double act, and learnt much about photographic 'constructs'. Andy used Lightroom to demonstrate how he achieved his monochrome images. Bob's book, 'The Master Photographer', describes how the journey from good to great isn't as easy as some would claim as there isn't a wonderful thing called a photographer's

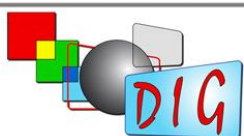
eye that you can acquire for the price of a book. Forty years of research has given them a powerful strategy for tapping into the power of the human brain and using it to the best photographic advantage. We were given lots of thoughts and ideas to work on to improve our photography.

Photo: Our TVDIG Event by Alan Cross LRPS

Andy Beel and Bob Ryan at Thames Valley DIG next Sunday 18 September

Thames Valley DIG have a very special event taking place next Sunday with Andy Beel and Bob Ryan

Added by SIG: Digital Imaging Thames Valley on 11 Sep 2016



Andy Beel FRPS and
Prof Bob Ryan ARPS FRSA
"Me and My eye" and
"Rewiring the
Photographers' Brain"
Digital Imaging Group
Thames Valley Centre

Sunday 18 September 2016, Woosehill Community Hall RG41 3DA

Thames Valley DIG are looking forward to a great day with Andy Beel and Bob Ryan next Sunday. Bob and Andy's double act brings together a specialist in the development of expert skill and a professional photographer to talk about the steps to follow if you want to make the jump from good to great. It isn't as easy as some would claim as there isn't a wonderful thing called a photographer's eye that you can acquire for the price of a book. Forty years of research has given them a powerful strategy for tapping into the power of the human brain and using it to their best photographic advantage. Full details can be found [here](#).



Bernie Raffe plus our PDI Competition

Working with flash plus our PDI competition

Added by SIG: Digital Imaging Thames Valley on 17 May 2016



Thames Valley DIG had a full day last Sunday. In the morning, Bernie Raffe showed us how to get the best from small flash units, as well as achieving the most flattering portraits by posing our volunteer models in the best way. Lots of great information plus some fun to give us a most enjoyable morning. For the afternoon, we were very lucky to have Mark Buckley-Sharp as our judge for the PDI competition. There were many super entries making sure Mark had a tough time picking the winners. These can be viewed by clicking [here](#)

Thanks to Alan Cross for the photo of the morning event.

Laurie Pate - Centre Organiser

Adrian and Jane Lines combine to give us another great day!

Adrian and Jane Lines combined to give us another great day at DIG Thames Valley

Added by SIG: Digital Imaging Thames Valley on 14 Mar 2016



Adrian and Jane Lines gave us another great day here at DIG Thames Valley. After a delayed start due to mis-management at Wokingham Town Council, Adrian and Jane gave us, "Altered Reality, better than the real thing", and "Camargue Horses", and Adrian gave some really practical descriptions and advice on how he achieved his image style. It was a most enjoyable day, with the ideal blend of information, great images, and fun - much appreciated by all lucky enough to attend.



Tom Way and Eva Worobiec

Thames Valley DIG had a super day with two very different topics and presenters.

Added by SIG: Digital Imaging Thames Valley on 15 Feb 2016



Thames Valley DIG had a super day with two very different topics and presenters. Firstly, award winning photographer Tom Way showed us some of his superb wildlife images from both the UK and abroad. To achieve the “money” shot, Tom described the patience and practice required, which often stretching into weeks. Tom also described how he taught himself how to be critical of his own work, and would not employ any pixel-level editing. For our second presentation, Eva Worobiec described how she worked with husband Tony on themes that led to a number of coffee-table books. These included images of buildings in the USA mid-West of diners, motels, cinemas, that were often neon-lit, and old abandoned house and schools. A number of her images had been used for book covers and produced some useful income. So a very informative and entertaining day.

Jerry Webb and Monochrome

An excellent day with "Monochrome on an Edge" and Jerry Webb

Added by SIG: Digital Imaging Thames Valley on 11 Jan 2016



Thames Valley DIG enjoyed a day with Jerry Webb and "Monochrome with an Edge". Some would say there were more edges than a Rubik's cube, and Jerry certainly showed how he likes to challenge what might be termed conventional photography with experimentation outside of the 'rules' and an approach driven by his experience as a designer.



2015

Our day with Ken Scott and the Millennium Cup Competition

A most interesting day with Ken Scott and Photopsychology. Plus our Millennium Cup competition for prints.

Added by SIG: Digital Imaging Thames Valley on 23 Nov 2015



Thames Valley DIG had a great day with Ken Scott yesterday. In the morning we were treated to his presentation, "It's all in the mind", which was a very engaging item exploring the links between photography and psychology, with lots of participation from our attendees. In the afternoon, Ken judged our Millennium Cup competition for Prints where the messages from the morning session were obvious. The very worthy winning print was very thought provoking, and not at all what it seemed at first glance. Congratulations to Alan Edwards with his entry, "Scarred Beauty" and all the runners-up.

DIG Thames Valley Print Competition

DIG Thames Valley Print Competition. Have you entered yet?

Added by SIG: Digital Imaging Thames Valley on 16 Nov 2015



Wednesday 18 November is the last day for entries in the Thames Valley Digital Imaging Group Millennium Cup Print Competition. Have you entered yet? The rules can be found [here](#).

The competition is on Sunday 22 November plus there is a presentation with Ken Scott ARPS. Details of the event can be found [here](#).



Great day with Leigh Preston at TV DIG

Thames Valley DIG had a wonderful day with Leigh Preston yesterday.

Added by SIG: Digital Imaging Thames Valley on 12 Oct 2015



Leigh Preston was with Thames Valley DIG for the day yesterday, and gave us a really great mixture of photography mixed in with a lot of humour and poetry! Leigh explained how much of his inspiration came from music and books, but not just photographic books. The "images" portrayed from reading often led him to imagined similar locations that he sought out to photograph and capture. So we enjoyed some landscapes, forgotten heritage, travel, street photography and more, all telling stories, or bringing back personal memories.

DIG Thames Valley's day with Matt Emmett

A great day with Forgotten Heritage and Matt Emmett

Added by SIG: Digital Imaging Thames Valley on 16 Sep 2015



Last Sunday, TVDIG spent the day with Matthew Emmett presenting Forgotten Heritage Photography, and enjoyed both Matt's anecdotes about visiting 'closed' properties, and the images he acquired during his visits. Matt also showed his use of Photoshop techniques to improve his images. This was a very educational day for TVDIG in more ways than you might imagine! It was Matthews first major presentation, but you would never have known this from his easy going presentation style and the live use of Photoshop.



Dates for Thames Valley DIG Events in 2016

Thames Valley DIG is delighted to announce their event dates for 2016, with some early details.

Added by SIG: Digital Imaging Thames Valley on 04 Sep 2015



These are the dates for Thames Valley DIG events in 2016. Please also check our [webpage](#) for updates as these dates are always liable to change.

Sunday 10 January
Sunday 14 February
Sunday 13 March
Sunday 17 April
Sunday 15 May

Sunday 18 September
Sunday 16 October
Sunday 20 November

Speakers include Jerry Webb, Mike McNamee, Bernie Raffae, Tigze Rice, and others to be confirmed

Thames Valley DIG and Matt Emmett

Matt Emmett event at Thames Valley DIG

Added by SIG: Digital Imaging Thames Valley on 26 Aug 2015



Following our summer break, Thames Valley DIG is looking forward to continuing its 2015 events. Our first event is on Sunday 13 September with Matt Emmett. Matt has told us to expect a mixture of post processing images at various skill levels using Photoshop, plus a mixed media introduction to photographing ruins. Matt Emmett is featured in the August issue of the RPS Journal, on page 625.



Our annual PDI competition

We have just held our annual PDI competition and the ladies did well!

Added by SIG: Digital Imaging Thames Valley on 25 May 2015



The top 3 spots in our annual PDI competition were all won by the ladies. Our judge was Amanda Wright from Ealing and Hampshire House PS who had to choose from a large number of very high quality images. It was a tough job, and we ended up with Carol Drew as a popular winner.

We now have a break until 13 September when Matthew Emmett will be visiting us.

The sky's the limit!

A very interesting and informative session on photographing the sky

Added by SIG: Digital Imaging Thames Valley on 25 May 2015



Thames Valley DIG has had a very interesting couple of presentations from members of the Farnham Astronomical Society. Anyone can point a camera at the sky and get an image, but just how do you get all the fine detail, that is invisible to the naked eye, from out in space and separate it from all the digital noise and atmospheric induced effects? The answer is a lot of patience and image processing. We were shown the results that could be obtained from both astronomical telescopes and normal DSLR cameras.



Our Upcoming Event - an update

Now we have two presenters!

Added by SIG: Digital Imaging Thames Valley on 15 May 2015



We now have two presenters that are going to cover two different fields of astrophotography, so it should be a most interesting day. Also don't forget the date for final acceptance into our PDI competition is fast approaching.

Here at Thames Valley DIG...

What's going on at the Thames Valley DIG

Added by SIG: Digital Imaging Thames Valley on 05 May 2015



At our last event with Colin Trow-Poole at Thames Valley DIG, we were treated to a very entertaining and informative day on how Colin approached photography. Lots of tips and secrets!

For our next event, we have two sessions. Firstly, a talk on Astro-photography. Having attended 2 previous presentations about this subject, I know we are going to have a very interesting and different approach to digital photography. For our second session, we are going to have our annual projected images competition, judged this year by Amanda Wright. So if you are reading this before 20

May, you still have time to get in your entries. Details at <http://www.rps.org/digtv>



2014

Rikki O'Neill's visit to DI Thames Valley

A very interesting day!

Added by SIG: Digital Imaging Thames Valley on 14 Sep 2014

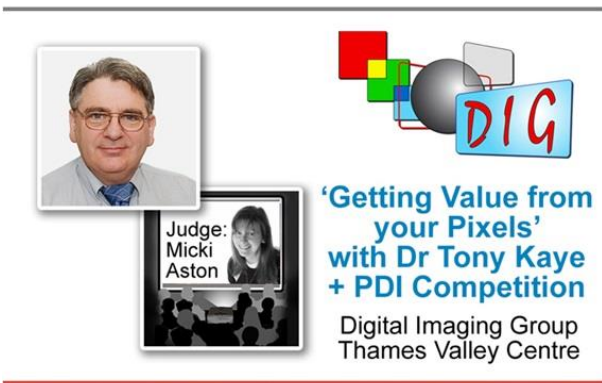


Thames Valley attendees experienced a roller coaster of a day at this event! Following a 2 and a half-hour wait for a keyholder to open the doors to our Woosehill meeting facility, building alarms going off, and not being able to get access to some of our stored kit, we had a most interesting and involving series of presentations from Rikki O'Neill. Lots of good tips, fantastic images ranging from un-manipulated to surreal, and humour more than made up for the earlier frustration. Fortunately attendees appreciated the delay was out of our control, and had been caused by poor communications within Wokingham Town Council. Thanks to attendees support, we managed to have an excellent day.

Our Event on 18 May 2014

An account of our event and Dr Tony Kaye's presentation to DIG at Thames Valley Centre

Added by SIG: Digital Imaging on 20 May 2014



Attendees at the Thames Valley DIG event on Sunday were given an excellent presentation by Dr Tony Kaye, who gave us a good understanding on what affects camera image quality when taking into account the combined effects of the number of capture pixels, lens aberrations, diffraction effects, and the presence of anti-aliasing (or low pass) filters. Tony also discussed image resolution requirements given that a person viewing a print should be using an appropriate viewing distance based on image size. I think all of us had our brains stretched with the technical depth of the presentation, but the many comparison images illustrated the theories very well indeed. As chairman of the Image Science Group and an enthusiastic photographer, Tony was well qualified to talk about this subject matter, and attendees raised many questions.

The afternoon was taken up with our annual PDI competition judged by Micki Aston with her usual entertaining and informative approach to the task. For the second year in a row, this was won by Tony Mearman. We now break for the summer.





Guy Gowan - Digital Imaging My Way

New workflow ideas with Guy Gowan, "Digital Imaging My Way"

Added by SIG: Digital Imaging on 14 Apr 2014



Yesterday we had a very entertaining and educational presentation from Guy Gowan who was not afraid of saying what he believes. Guy's approach to the reproduction of images was developed from the world of graphics and the use of rotary drum scanners. This clearly demonstrated these unit's ability to achieve levels of image quality beyond what is possible with digital cameras. Using techniques derived from his knowledge of these scanners, Guy demonstrated how to implement these techniques using the tools in Photoshop and achieve images with superior image quality. Controversial at times, always entertaining, and we left hoping we had notes detailed enough to try out these techniques at home.

Laurie Pate, DIG Thames Valley

Comments (4)

mobbsje

07 August 2014

Sorry for the delay in writing this contrast process up but here it is (my understanding):

Open the image in Photoshop;

Click on Channels tab;

Press Ctrl + click on RGB channel to select highlights;

Click on Layers tab to go back to layers;

Create a Curves adj layer with mask (mask will be selection as a greyscale);

Rename layer 'H' for highlights;

Copy this layer;

Invert the newly copied layer and rename it 'S' for shadows;

Go to Adjustments panel and click on the options icon top right and select 'Curves display options';

Change 'Show amount of...' to Pigment;

Then adjust both H and S layers by 10% in opposite directions;

To create the option of increasing the contrast by 10% increments just copy the H and S layers and rename them +20% and -20% and likewise for 30% then just toggle them on or off as desired.

I created an action to take the slog out of it and then just switch off the additional layers as needed.

I also grouped them to keep the contrast process tidy.

Guy Gowan said this action needed to be done as the first thing in post I believe.

Good luck. JM

davidcollinsfoto

01 July 2014

Me too, please.

iantosh

24 June 2014

Yes, please. I would like to know more.

mobbsje

04 June 2014

Whilst Guy's presentation style was bordering on intimidating I found a lot of what he said very constructive. It is refreshing to see and hear someone who is not afraid to challenge 'the way things are done'. I took a lot of notes and one of the most useful was his process for applying contrast. I created an action and now use it most of the time. If anyone wants it spelt out here I would be happy to write it up as another comment



Thames Valley DIG event with Emily Hancock ARPS FBIPP

A great day with Emily!

Added by SIG: Digital Imaging on 16 Mar 2014



Emily Hancock
ARPS FBIPP

Digital Imaging Group
Thames Valley Centre

Thames Valley DIG had an excellent event with Emily Hancock ARPS FBIPP, our guest presenter today. We were not to sure what to expect from a presenter specialising in equine photography, but it was soon very clear that what Emily was presenting was highly applicable to all types of photography. Emily covered preparation for a shoot, the shoot itself, selling the end product, marketing, and went on to explain how she is moving into fine art photography. What was so refreshing was how open she was about her methods, and illustrating how to maximise returns from a very niche market. Questions from the floor were continuous throughout the day, and very honestly answered. Anyone listening to Emily who wanted to learn more

about the details of succeeding in the business of photography must have gone away from the event vowing to attend one of Emily's training courses.

Laurie Pate

Centre Organiser

Comments (2)

mreed13

17 March 2014

I cannot agree more. A rewarding day for anybody wishing to turn their photography into a business. For anybody not proposing to do so Emily's pictures were a real delight.

Carol Drew

17 March 2014

I would thoroughly endorse Laurie's comments. Yesterday's presentation by Emily was totally absorbing and the day flew by.

